

IMMINGHAM EASTERN RO-RO TERMINAL



General Arrangement Plans Including Rights of Way and Access Plans

Document Reference 2.5

APFP Regulations 2009 – Regulations 5(2)(o) and 5(2)(k)

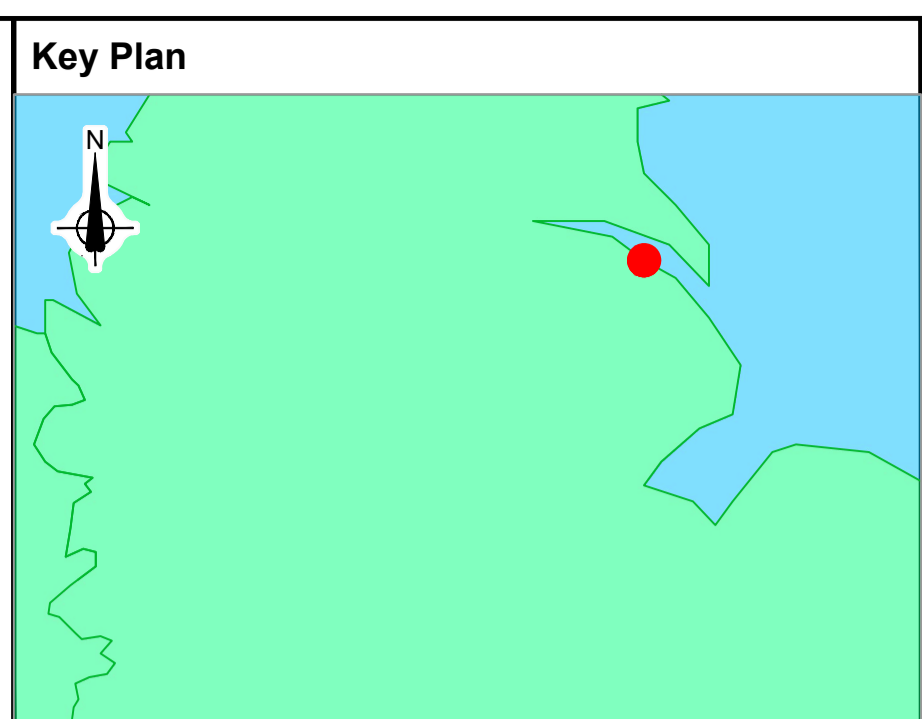
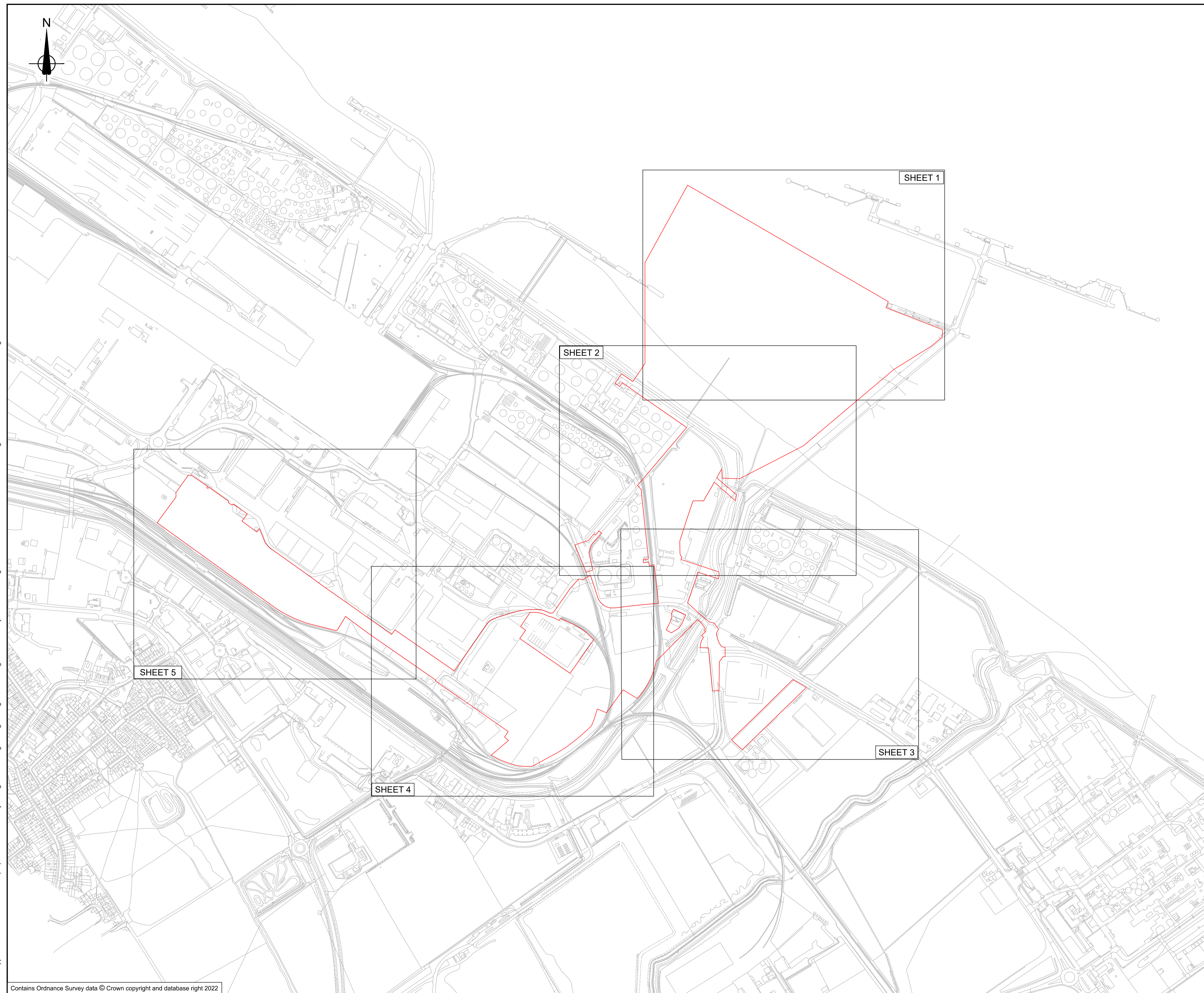
PINS Reference – TR030007

February 2023

Document Information

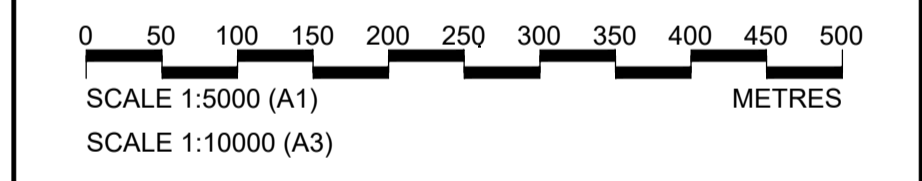
Document Information		
Project	Immingham Eastern Ro-Ro Terminal	
Document Title	General Arrangement Plans Including Rights of Way and Access Plans	
Commissioned by	Associated British Ports	
Document ref	2.5	
APFP Reg 2009	Regulations 5(2)(o) and 5(2)(k)	
Prepared by	Clyde & Co LLP	
Date	Version	Revision Details
02/2023	01 Submission	N/A

\\ukfsp02\Maritime\PROJECTS\Ports\VT\B2429400-ABP-Project\Sugar\1100-Design-&Engineering\1102-Drawings\01-Preliminary\02-DCO-Drawings\B2429400-JAC-00-ZZ-DR-ZZ-0201-P02.dwg - 08/02/2023 10:55:26 - 0201 - HodgeT



General Notes:
 1. This plan should be read alongside other plans and documents in the Development Consent Order application.

Legend
 Order limits



P02	February 2023	Submission Version	BHW	RH	RH	CN
P01	January 2023	Submission Version	BHW	RH	RH	CN
Rev	Rev. Date	Purpose of revision	Orig	Check	Rev	Aprv

Jacobs
 95 Bothwell St, Glasgow, G2 7HX
 Tel: +44(0)141 243 8000 Fax: +44(0)141 226 3109
 www.jacobs.com

Client


Project
 IMMINGHAM EASTERN
 RO-RO TERMINAL

Drawing title
**GENERAL ARRANGEMENT
 KEY PLAN
 REGULATION 5(2)(o) & 5(2)(k)**

Drawing status
 SUBMISSION VERSION Suitability **S4**

Scale
 1:5000 @ A1

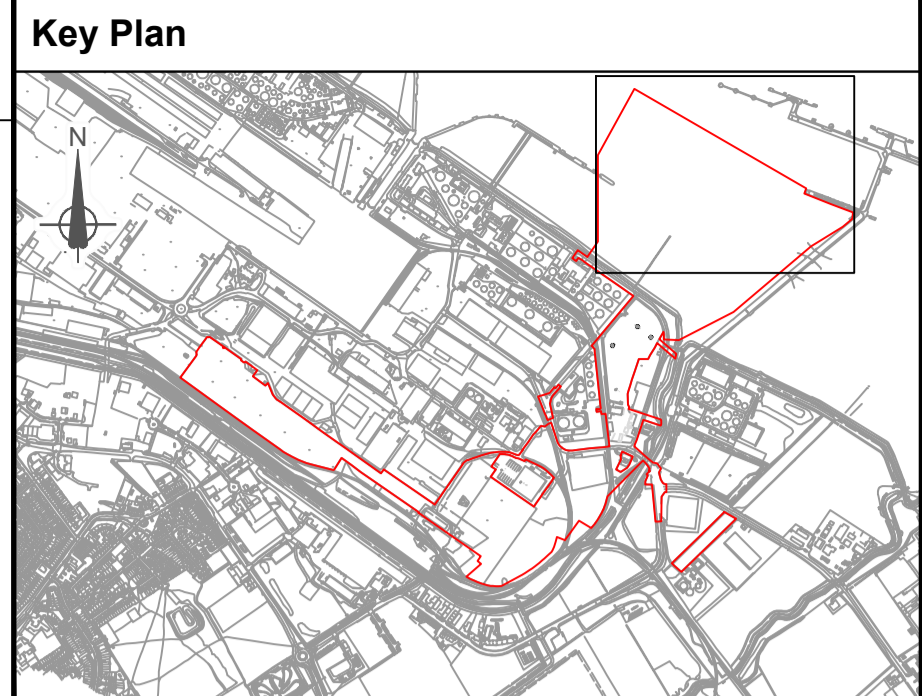
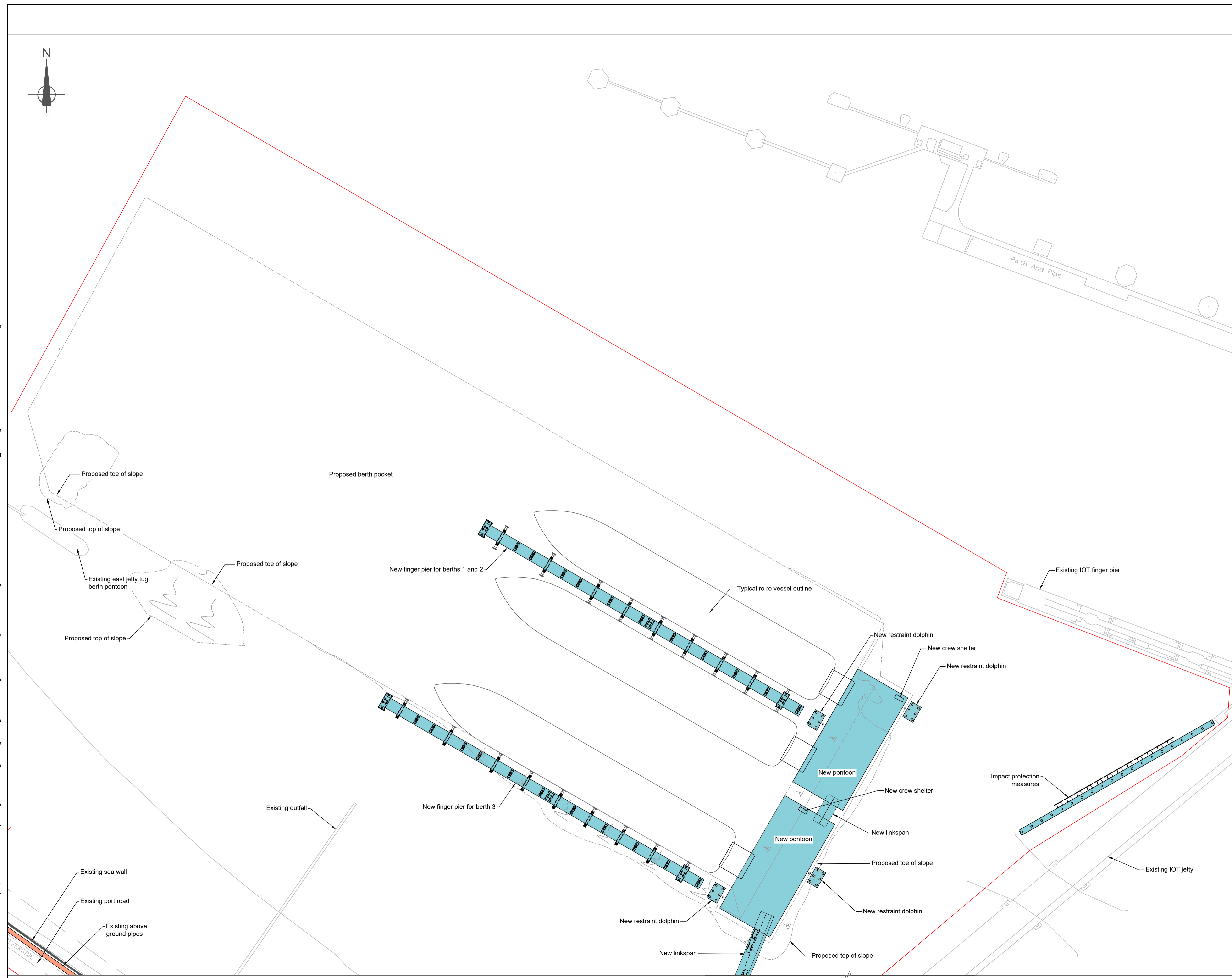
Jacobs No.
 B2429400

Client No.
Rev **P02**

Drawing number
B2429400-JAC-00-ZZ-DR-ZZ-0201

© Copyright 2022 Jacobs U.K. Limited. The concepts and information contained in this document are the property of Jacobs. Use or copying of this document in whole or in part without the written permission of Jacobs constitutes an infringement of copyright. Limitation: This drawing has been prepared on behalf of, and for the exclusive use of, Jacobs' Client, and is subject to, and issued in accordance with, the provisions of the contract between Jacobs and the Client. Jacobs accepts no liability or responsibility whatsoever for, or in respect of, any use of, or reliance upon, this drawing by any third party.

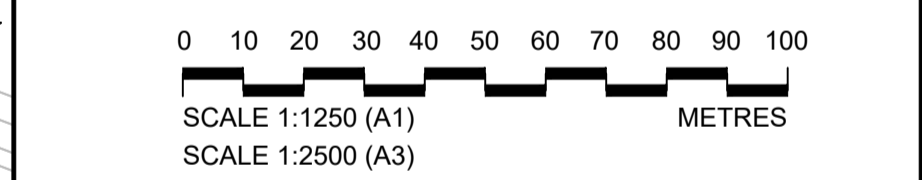
\\ukfsp02\Maritime\PROJECTS\Ports\VT\B2429400-ABP-Project\Sugar\1100-Design & Engineering\1102-Drawings\01-Preliminary\02-DCO Drawings\B2429400-JAC-00-ZZ-DR-ZZ-0202 to 0206_P102.dwg - 08/02/2023 10:52:48 - 0202 - HodgeT



- General Notes:**
1. This plan should be read alongside other plans and documents in the Development Consent Order application.
 2. Design, size and location of each element of the scheme shown here for illustrative purposes only.
 3. Location of parking and storage shown here for illustrative purpose only and do not indicate any minimum or maximum capacity.

Legend

- Order Limits
- Existing above ground pipes
- Existing sea wall
- Marine infrastructure



PO2	February 2023	Submission Version	BHW	RH	RH	CN
PO1	January 2023	Submission Version	BHW	RH	RH	CN
Rev	Rev. Date	Purpose of revision	Orig	Check	Rev	Apprv

Jacobs
 95 Bothwell St, Glasgow, G2 7HX
 Tel: +44(0)141 243 8000 Fax: +44(0)141 226 3109
 www.jacobs.com

Client
ABP ASSOCIATED BRITISH PORTS

Project
IMMINGHAM EASTERN RO-RO TERMINAL

Drawing title
GENERAL ARRANGEMENT PLANS RO-RO BERTHS & PROTECTION REGULATION 5(2)(o) & 5(2)(k) SHEET 1 OF 5

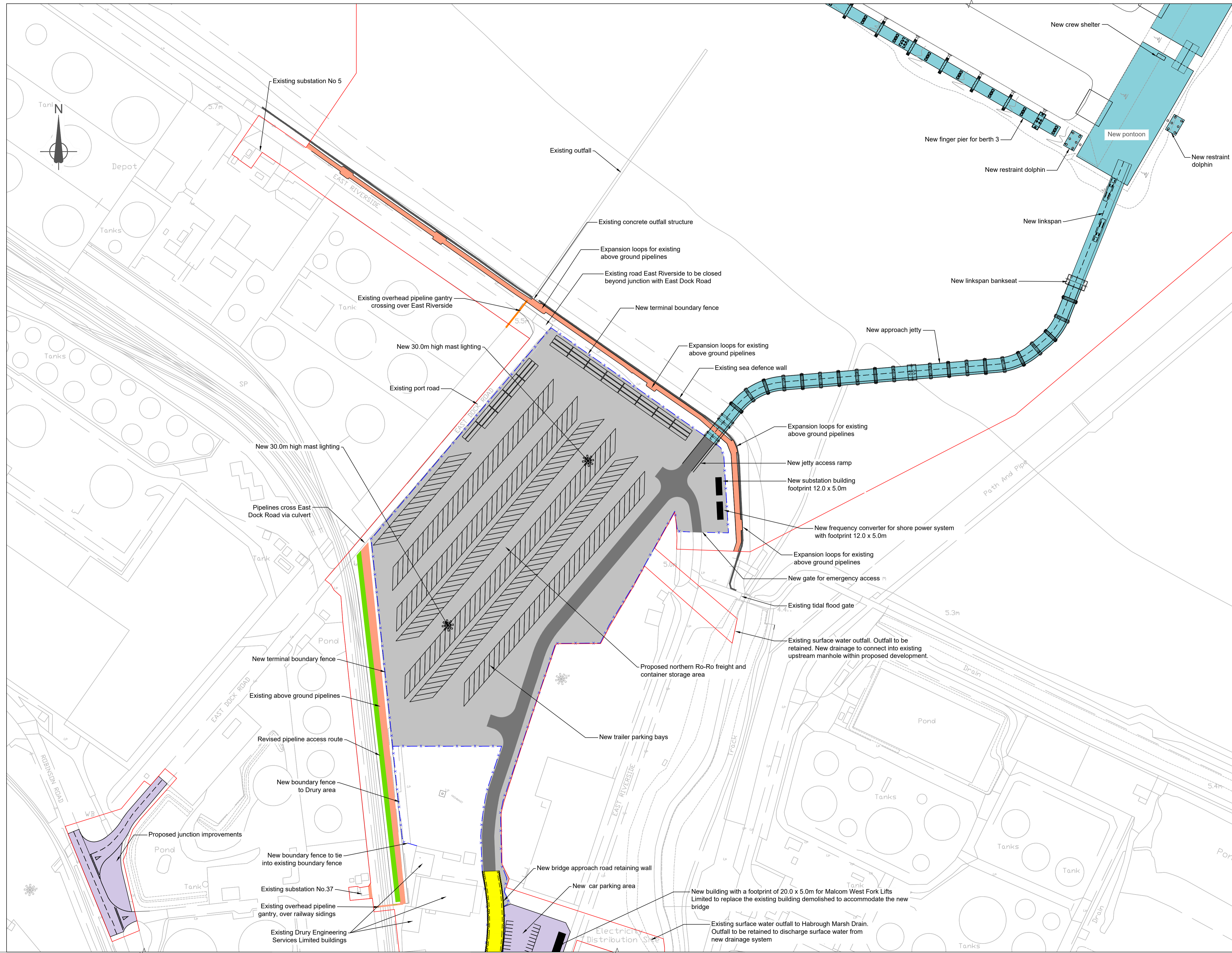
Drawing status	SUBMISSION VERSION	Suitability	S4
Scale	1:1250 @ A1		
Jacobs No.	B2429400		
Client No.			P02

Drawing number
B2429400-JAC-00-ZZ-DR-ZZ-0202

© Copyright 2022 Jacobs U.K. Limited. The concepts and information contained in this document are the property of Jacobs. Use or copying of this document in whole or in part without the written permission of Jacobs constitutes an infringement of copyright. Limitation: This drawing has been prepared on behalf of, and for the exclusive use of, the Client, and is subject to, and issued in accordance with, the provisions of the contract between Jacobs and the Client. Jacobs accepts no liability or responsibility whatsoever for, or in respect of, any use of, or reliance upon, this drawing by any third party.

For Continuation See Sheet 2

\\uksp02\Maritime\PROJECTS\Ports\VT\B2429400-ABP Project Sugar\1100 Design & Engineering\1102 Drawings\01 Preliminary\02 DCO Drawings\B2429400-JAC-00-ZZ-DR-ZZ-0203 - 0203 - HodgeT



Key Plan

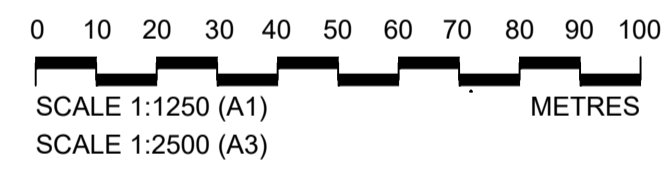


General Notes:

1. This plan should be read alongside other plans and documents in the Development Consent Order application.
2. Fire hydrants will be installed to comply with Crown Fire Standards.
3. Design, size and location of each element of the scheme shown here for illustrative purposes only.
4. Location of parking and storage shown here for illustrative purpose only and do not indicate any minimum or maximum capacity.

Legends

- Order Limits
- x — Terminal fence
- Terminal bridge
- Above ground pipes
- New terminal buildings
- New pipeline access track
- New terminal storage areas
- New terminal internal roads
- Junction/External Road improvements
- Marine infrastructure
- Existing sea wall
- New 30m high mast lighting



P02	February 2023	Submission Version	BHW	RH	RH	CN
P01	January 2023	Submission Version	BHW	RH	RH	CN
Rev	Rev. Date	Purpose of revision	Orig	Check	Rev	Apprv

Jacobs
 95 Bothwell St, Glasgow, G2 7HX
 Tel: +44(0)141 243 8000 Fax: +44(0)141 226 3109
 www.jacobs.com

ABP ASSOCIATED BRITISH PORTS

IMMINGHAM EASTERN RO-RO TERMINAL

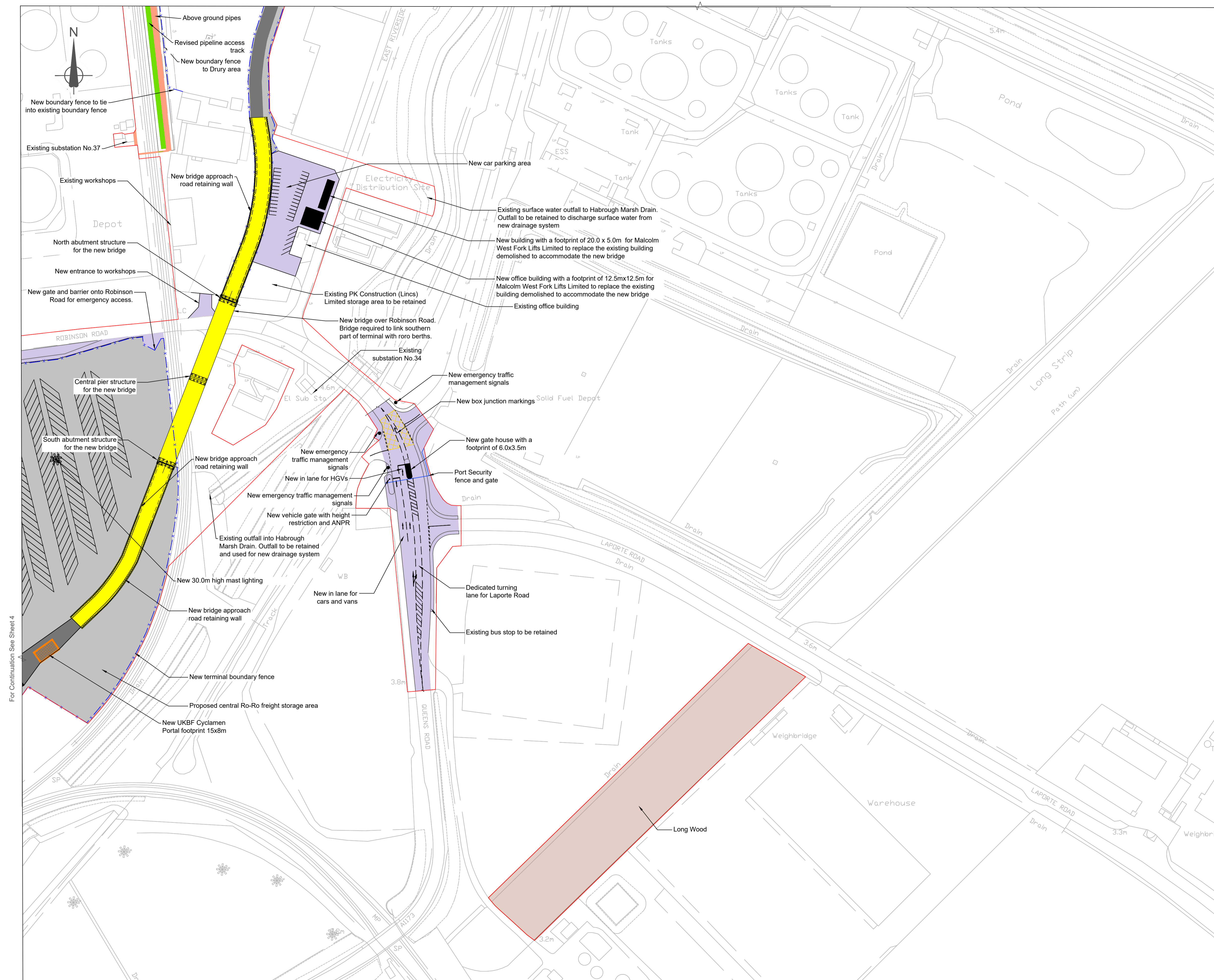
**GENERAL ARRANGEMENT PLANS
 JETTY & NORTHERN YARD
 REGULATION 5(2)(o) & 5(2)(k)
 SHEET 2 OF 5**

Drawing status	SUBMISSION VERSION	Suitability	S4
Scale	1:1250 @ A1	Jacobs No.	B2429400
Client No.		Rev	P02

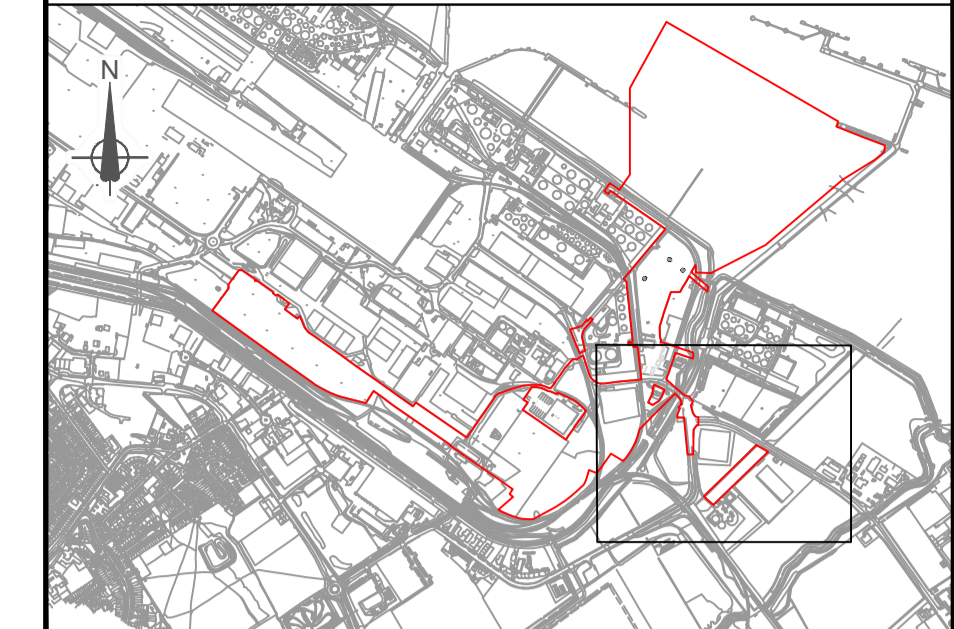
Drawing number
B2429400-JAC-00-ZZ-DR-ZZ-0203

© Copyright 2023 Jacobs U.K. Limited. The concepts and information contained in this document are the property of Jacobs. Use or copying of this document in whole or in part without the written permission of Jacobs constitutes an infringement of copyright. Limitation: This drawing has been prepared on behalf of, and for the exclusive use of, the Client. Jacobs accepts no liability or responsibility whatsoever for, or in respect of, any use of, or reliance upon, this drawing by any third party.

For Continuation See Sheet 2



Key Plan

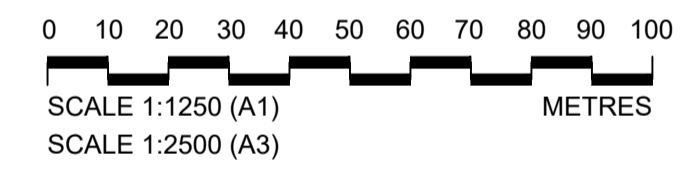


General Notes:

- This plan should be read alongside other plans and documents in the Development Consent Order application.
- Fire hydrants will be installed to comply with Crown Fire Standards.
- Design, size and location of each element of the scheme shown here for illustrative purposes only.
- Location of parking and storage shown here for illustrative purpose only and do not indicate any minimum or maximum capacity.

Legends

- Order Limits
- Terminal fence
- Terminal bridge and approaches
- New buildings
- Woodland ecological enhancement works
- New terminal storage areas
- New terminal internal roads
- External roads Improvements
- New pipeline access track
- Above ground pipes
- New emergency traffic management signals
- Port Security fence and gate
- New UKBF facilities
- New 30m high mast lighting



PO2	February 2023	Submission Version	BHW	RH	RH	CN
PO1	January 2023	Submission Version	BHW	RH	RH	CN
Rev	Rev. Date	Purpose of revision	Orig	Check	Rev	Apprv

Jacobs
 95 Bothwell St, Glasgow, G2 7HX
 Tel: +44(0)141 243 8000 Fax: +44(0)141 226 3109
 www.jacobs.com

Client
ABP ASSOCIATED BRITISH PORTS

Project
 IMMINGHAM EASTERN RO-RO TERMINAL

Drawing title
GENERAL ARRANGEMENT PLANS EAST GATE & BRIDGE REGULATION 5(2)(o) & 5(2)(k) SHEET 3 OF 5

Drawing status	SUBMISSION VERSION	Suitability	S4
----------------	--------------------	-------------	----

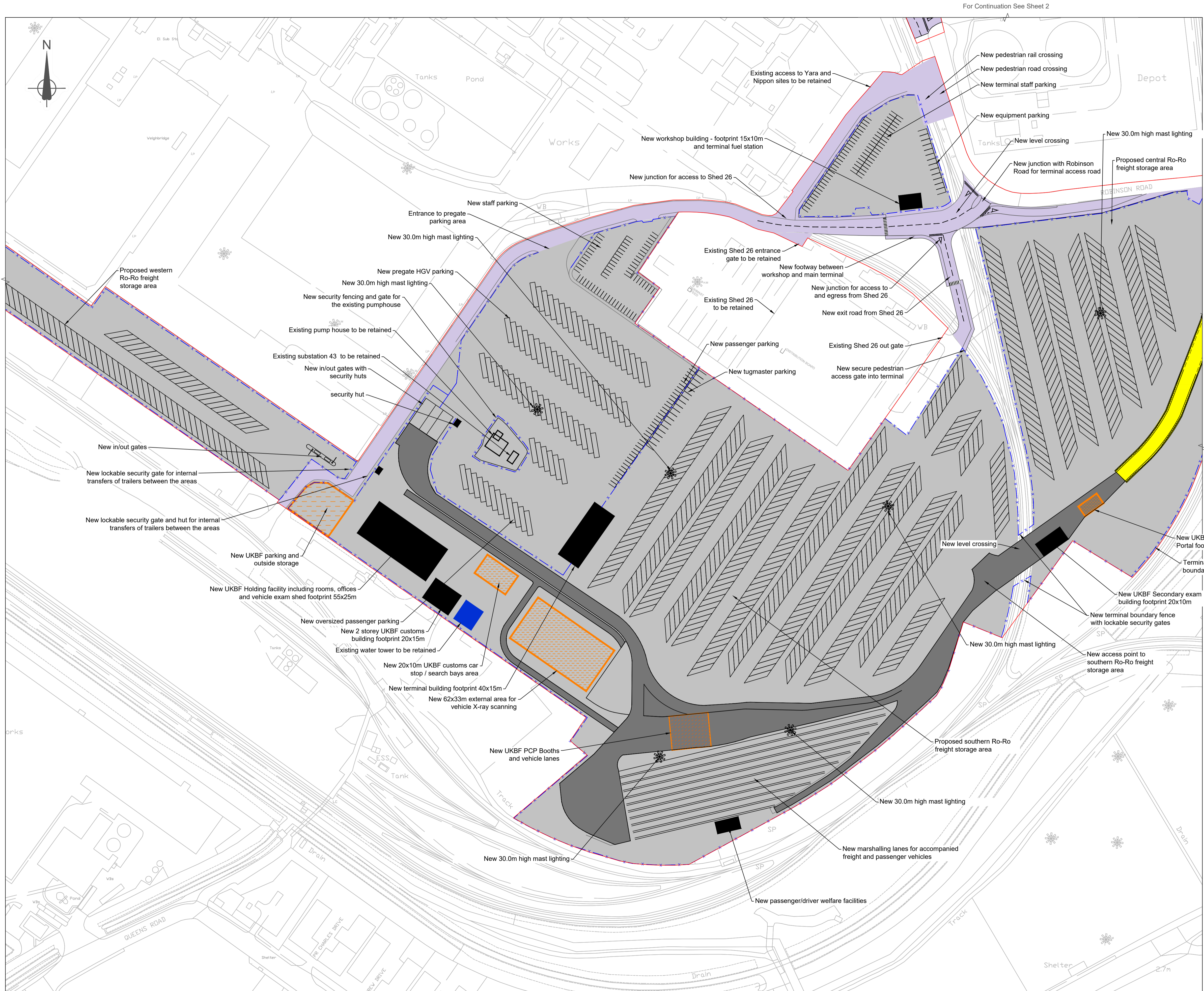
Scale	1:1250 @ A1	Rev	P02
Jacobs No.	B2429400	Client No.	

Drawing number
B2429400-JAC-00-ZZ-DR-ZZ-0204

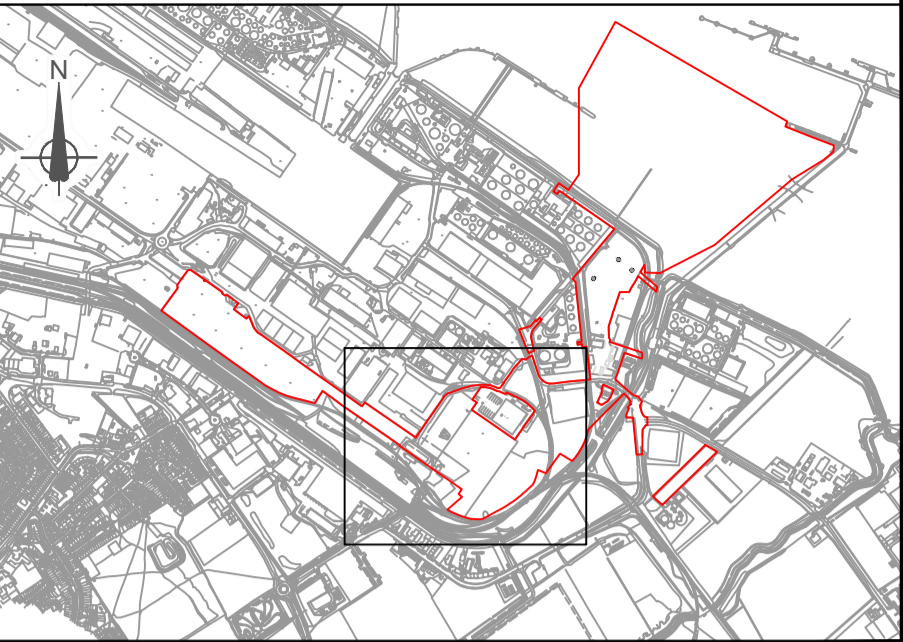
© Copyright 2022 Jacobs U.K. Limited. The concepts and information contained in this document are the property of Jacobs. Use or copying of this document in whole or in part without the written permission of Jacobs constitutes an infringement of copyright. Limitation: This drawing has been prepared on behalf of, and for the exclusive use of, Jacobs' Client, and is subject to, and issued in accordance with, the provisions of the contract between Jacobs and the Client. Jacobs accepts no liability or responsibility whatsoever for, or in respect of, any use of, or reliance upon, this drawing by any third party.

\\uksp02\Maritime\PROJECTS\Ports\VT\B2429400-ABP-Project\Sugar\1100 Design & Engineering\1102 Drawings\01 Preliminary\02 DCO Drawings\B2429400-JAC-00-ZZ-DR-ZZ-0204 - P02.dwg - 09/02/2023 13:49:49 - 0204 - HodgeT

\\uksp02\Maritime\PROJECTS\Ports(VT)\B2429400-ABP-Project\Sugar\1100 Design & Engineering\1102 Drawings\01 Preliminary\02 DCO Drawings\B2429400-JAC-00-ZZ-DR-ZZ-0202 to 0206_P02.dwg - 09/02/2023 16:05:23 - 0205 - HodgeT



Key Plan

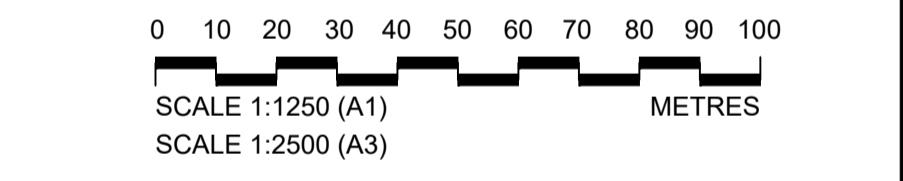


General Notes:

- This plan should be read alongside other plans and documents in the Development Consent Order application.
- Fire hydrants will be installed to comply with Crown Fire Standards.
- Design, size and location of each element of the scheme shown here for illustrative purposes only.
- Location of parking and storage shown here for illustrative purpose only and do not indicate any minimum or maximum capacity.
- UKBF infrastructure is shown indicatively and is subject to ongoing negotiations.

Legends

- Order Limits (Red line)
- Terminal fence (Blue dashed line)
- Terminal bridge (Yellow area)
- New buildings (Black rectangle)
- New terminal storage areas (Grey rectangle)
- New terminal internal roads (Dark grey rectangle)
- Junction improvements (Purple rectangle)
- New UKBF facilities (Orange rectangle)
- Existing water tower (Blue square)
- New 30m high mast lighting (Star symbol)



P02	February 2023	Submission Version	BHW	RH	RH	CN
P01	January 2023	Submission Version	BHW	RH	RH	CN
Rev	Rev. Date	Purpose of revision	Orig	Check	Rev	Aprv

Jacobs
95 Bothwell St, Glasgow, G2 7HX
Tel: +44(0)141 243 8000 Fax: +44(0)141 226 3109
www.jacobs.com

ABP ASSOCIATED BRITISH PORTS

Project: **IMMINGHAM EASTERN RO-RO TERMINAL**

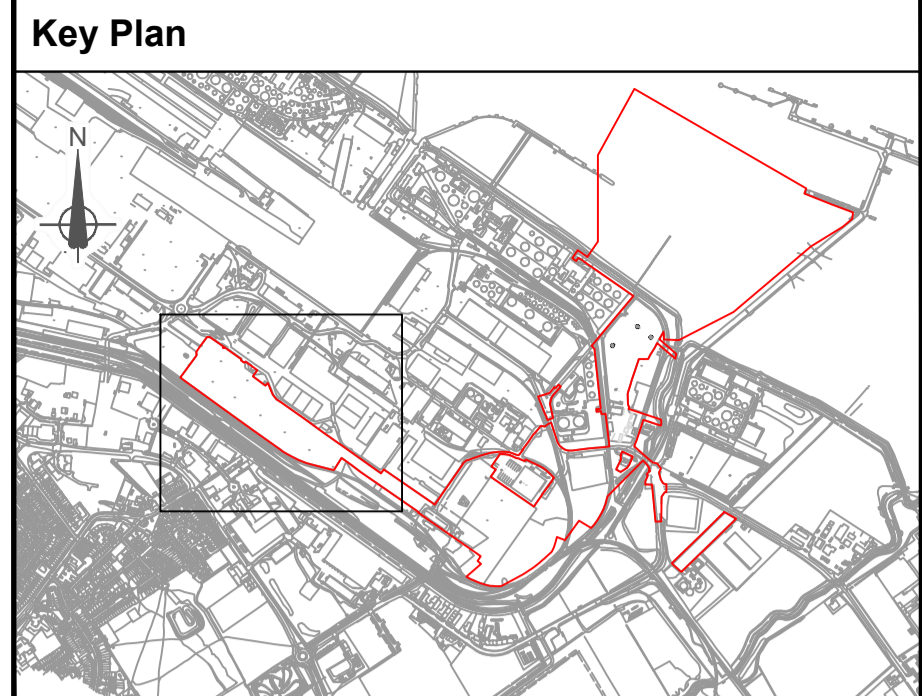
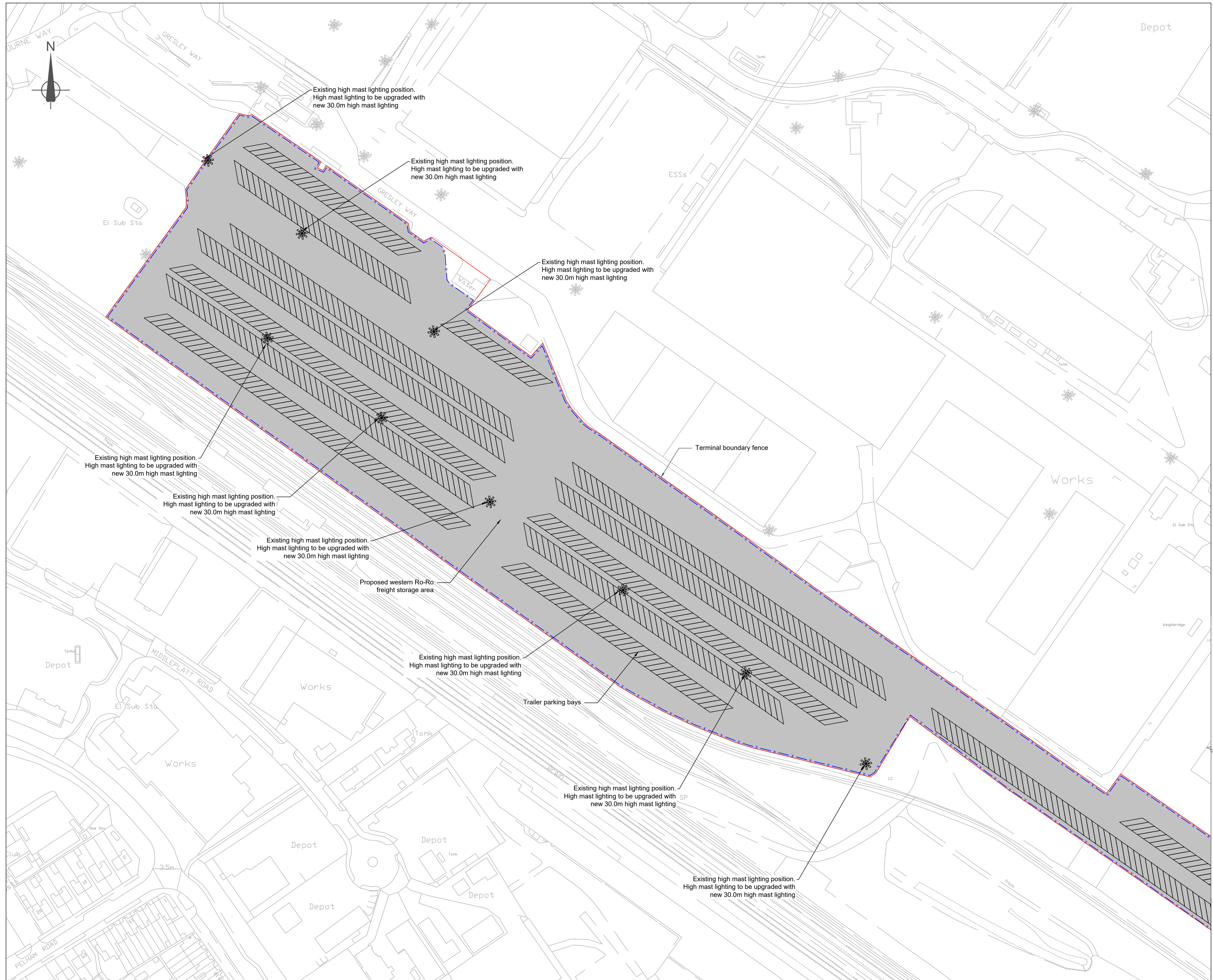
Drawing title: **GENERAL ARRANGEMENT PLANS SOUTHERN & CENTRAL AREAS & WORKSHOP AREA REGULATION 5(2)(o) & 5(2)(k) SHEET 4 OF 5**

Drawing status	SUBMISSION VERSION	Suitability	S4
Scale	1:1250 @ A1	Rev	P02
Jacobs No.	B2429400	Client No.	

Drawing number: **B2429400-JAC-00-ZZ-DR-ZZ-0205**

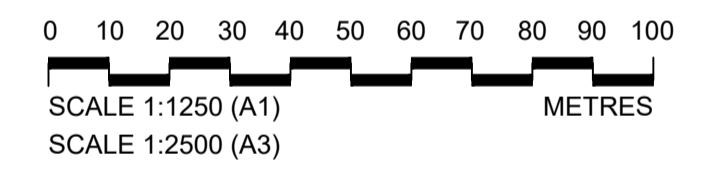
© Copyright 2023 Jacobs U.K. Limited. The concepts and information contained in this document are the property of Jacobs. Use or copying of this document in whole or in part without the written permission of Jacobs constitutes an infringement of copyright. Limitation: This drawing has been prepared on behalf of, and for the exclusive use of, the Client. Jacobs accepts no liability or responsibility whatsoever for, or in respect of, any use of, or reliance upon, this drawing by any third party.

\\uksp02\Maritime\PROJECTS\Ports\VT\B2429400-ABP-Project\Sugar\1100-Design & Engineering\1102-Drawings\01-Preliminary\02-DCO Drawings\B2429400-JAC-00-ZZ-DR-ZZ-0206 - P02.dwg - 08/02/2023 10:38:03 - 0206 - HodgeT



- General Notes:**
1. This plan should be read alongside other plans and documents in the Development Consent Order application.
 2. Fire hydrants will be installed to comply with Crown Fire Standards.
 3. Design, size and location of each element of the scheme shown here for illustrative purposes only.
 4. Location of parking and storage shown here for illustrative purpose only and do not indicate any minimum or maximum capacity.

- Legends**
- Order Limits
 - Terminal fence
 - New terminal storage areas
 - New 30m high mast lighting



P02	February 2023	Submission Version	BHW	RH	RH	CN
P01	January 2023	Submission Version	BHW	RH	RH	CN
Rev	Rev. Date	Purpose of revision	Orig	Check	Rev	Aprv

Jacobs
 95 Bothwell St, Glasgow, G2 7HX
 Tel: +44(0)141 243 8000 Fax: +44(0)141 226 3109
 www.jacobs.com

Client: **ABP ASSOCIATED BRITISH PORTS**

Project: **IMMINGHAM EASTERN RO-RO TERMINAL**

Drawing title: **GENERAL ARRANGEMENT PLANS WESTERN YARD REGULATION 5(2)(o) & 5(2)(k) SHEET 5 OF 5**

Drawing status	SUBMISSION VERSION	Suitability	S4
Scale	1:1250 @ A1		
Jacobs No.	B2429400	Rev	P02
Client No.	FOR COMMENT		

Drawing number: **B2429400-JAC-00-ZZ-DR-ZZ-0206**

© Copyright 2022 Jacobs U.K. Limited. The concepts and information contained in this document are the property of Jacobs. Use or copying of this document in whole or in part without the written permission of Jacobs constitutes an infringement of copyright. Limitation: This drawing has been prepared on behalf of, and for the exclusive use of, the Client, and is subject to, and issued in accordance with, the provisions of the contract between Jacobs and the Client. Jacobs accepts no liability or responsibility whatsoever for, or in respect of, any use of, or reliance upon, this drawing by any third party.

For Continuation See Sheet 4